



SK-70

FLOAT TYPE STEAM TRAP

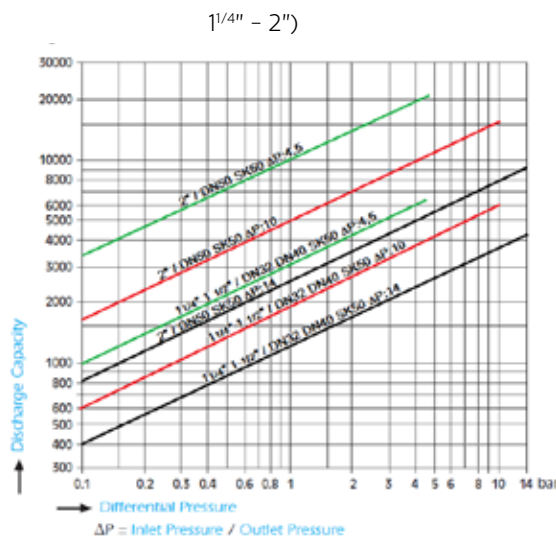
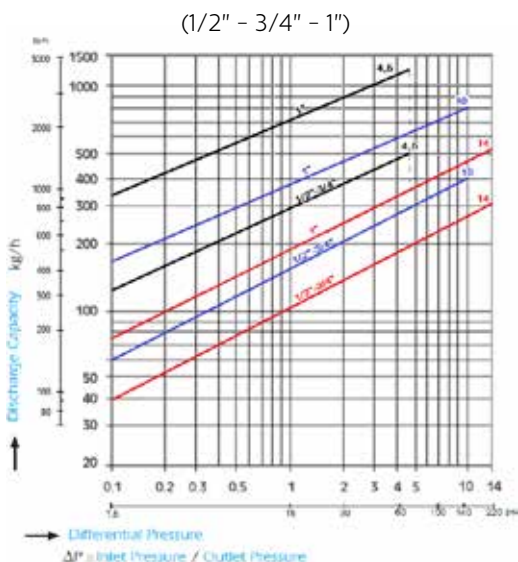
GENERAL FEATURES

Operation:

SK-70 Float Steam Trap is used for discharging the condensate by a mechanical float system. When the system starts up, thermostatic air vent is activated and discharges the air in the system. After this process, incoming steam will close the air vent. However when condensate reaches the steam trap, the float rises and open the main valve and discharges the condensate. As soon as the condensate discharge is completed and the steam reached into the trap, the float goes down and closes the valve.

Installation:

SK-70 can be used vertically as the inlet to stay up the top and the outlet to remain at the bottom. It can also be installed horizontally from right to the left or opposite way. If it is not indicated differently in the order sheet, it will be assumed as right to the left.



Discharge Chart:

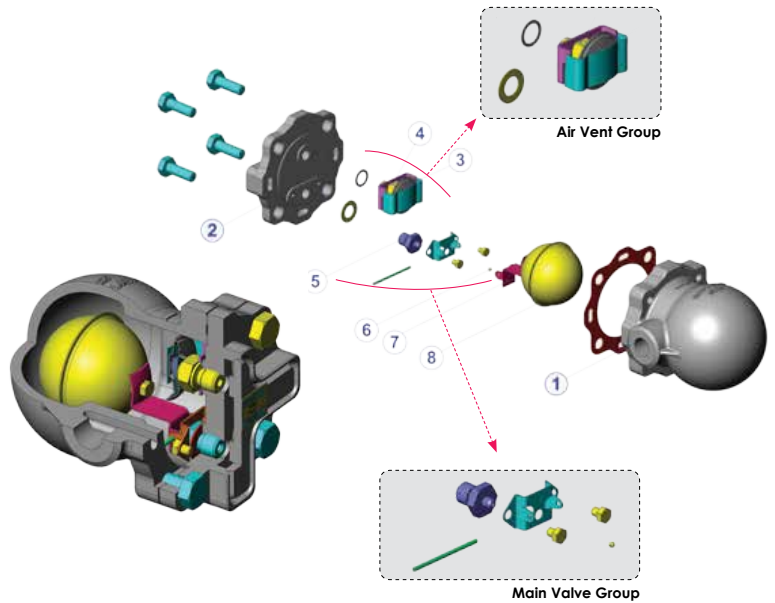
- Red Chart : $\Delta p = 14$ bar
- Blue Chart : $\Delta p = 10$ bar
- Black Chart : $\Delta p = 4.5$ bar

OPERATING CONDITIONS	
Max. Operating Pressure	25 bar
Body Pressure Class	PN32
Max. Differential Pressure (ΔP)	4.5-10-14 bar
Max. Operating Temperature	250 °C

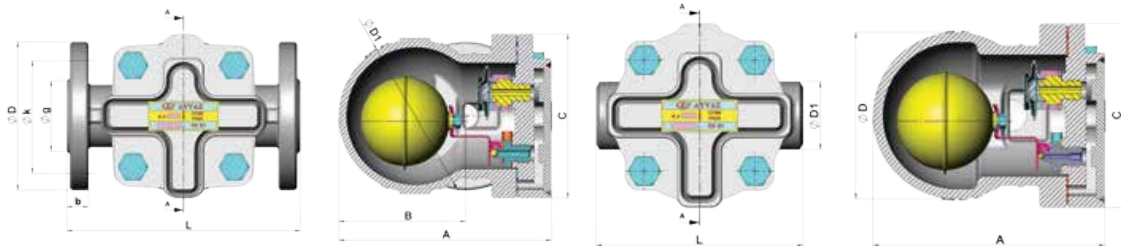
SK-70 FLOAT TYPE STEAM TRAP

CONSTRUCTION

PART LIST		
NO	PART NAME	MATERIAL
1	Body	Cast Steel GS-C25
2	Cover	Cast Steel GS-C25
3	Thermostatic Capsule	Stainless Steel AISI 304
4	Thermostatic Steat	Stainless Steel AISI 304
5	Float Seat	Stainless Steel AISI 304
6	Ball	Stainless Steel AISI 440 °C
7	Float Lever	Stainless Steel AISI 304
8	Float	Stainless Steel AISI 304



DIMENSIONS



DIMENSIONS													
Dia	Art. No	Flanged											
		ØD(mm)	Øk (mm)	Øg(mm)	b(mm)	Øin(mm)	A(mm)	H1(mm)	H2(mm)	H(mm)	L1(mm)	L2(mm)	L(mm)
DN 32	703280202010	140	100	78	20	18x4	190	237.5	107.5	207	277	245	320
DN 40	703280202013	150	110	88	20	18x4	190	237.5	107.5	207	277	245	320
DN 50	703280202016	160	125	102	22	18x4	220	262	124	230	290	252	320

Dia	Art. No	Threaded							
		ØD (mm)	A (mm)	H1 mm)	H2 (mm)	H (mm)	L1 (mm)	L2 (mm)	L (mm)
1 1/4"	703280201010	70	190	207	237.5	207	107.5	277	270
1 1/2"	703280201013	70	190	207	237.5	207	107.5	277	270
2"	703280201016	80	220	230	230	220	124	290	300



HEAD OFFICE - FACTORY

Atatürk Sanayi Bölgesi Hadımköy Mahallesi Mustafa İnan Caddesi No: 44 Arnavutköy - İSTANBUL
 Tel: +90 212 771 01 45 (pbx) | Fax: +90 212 771 47 27
 info@ayvaz.com | www.ayvaz.com

Cona
Caserta/Italy
 Tel: +39 0823 187 3988
 rmolaro@ayvaz.com

Ayvaz Germany
Viernheim/Germany
 Tel: +49 62046014399
 germany@ayvaz.com

Ayvaz Ukraine
Kiev/Ukraine
 Tel: +380 44 390 57 57
 info@ayvaz.com.ua

Tricorr
Warsaw/Poland
 Tel: +48 530 030 810
 +48 533 603 335
 tricorr@tricorr.eu

Ayvaz Azerbaijan
Baku/Azerbaijan
 Tel: +99 (455) 579-84-32
 ahayatov@ayvaz.com

Ayvaz Egypt
Cairo/Egypt
 Tel: +20 122 819 78 29
 andrew.eid@ayvaz.com

Ayvaz Gulf
Dubai/U.A.E
 Tel: +971 563550822
 +971 501306871
 mideast@ayvaz.com

Ayvaz China
Ningbo/China
 Tel: +86 152 5830 7361
 msahin@ayvaz.com

Ayvaz Kazakhstan LLP
Almaty/Kazakhstan
 Tel: +7 (727) 327 97 57
 info_kz@ayvaz.com

Ayvaz N
İsperih/Bulgaria
 Tel: +359 843127 32
 office@ayvaz-n.eu

Ayvaz Serbia
Belgrade/Serbia
 Tel: +381 61 658 70 52
 yakbiyik@ayvaz.com

Ayvaz Vietnam
HCMC/Vietnam
 Tel: +84 89 8508345
 ggursoy@ayvaz.com

Ayvaz Americas
Rhode Island/USA
 Tel: +1 401 737 8380
 americas@ayvaz.com