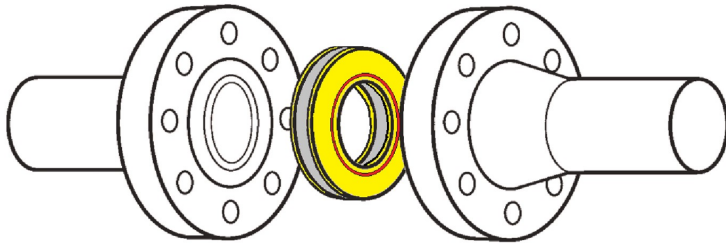



Product information

Nr. 237 Rev 1/2019


FLINK SPRING FS



L SERIES



Material: 316L / MICA / EXPAFLON / Lip-Seal PTFE/Elgiloy



Technical data Lip-Seal:

| Parameter | Energized Lip-Seal PTFE/ELGILOY |
|-------------------------------|------------------------------------|
| Max. Pressure (bar) | From vacuum to 800* |
| Max. working temperature (°C) | -200 / 260 |
| pH range | 0 ÷ 14 |

* For higher pressures contact the technical department.

Technical data layers:

| Parameter | Expaflon | Mica |
|---------------------------------|----------|------|
| Density (g/cm ³) | 0.9 | 1.9 |
| Max. working temperature (°C) | 260 | 900 |
| Tensile strenght at 300°C (MPa) | - | 35 |
| Compressibility | > 45 % | 38 % |
| Recovery | > 10 % | 9 % |

Description:

Insulation kit is used to guarantee the electrical insulation between two flanges, in this way we can prevent electrochemical or galvanic corrosion process. It is used in order to prevent contact between two materials with different electrical potential, without modify with the flanges' tightening. It is suitable for flanges with rating up to ANSI 2500 and API 10000.

Flanges and bolts insulation is guarantee by sleeve and washer. The kit are composed by:

- Insulation gasket composed by a *Aisi 316L Camprofile type CX* core with insulating coating, an insulating layer (MICA on external and EXPAFLON on internal) on both sides on which it install two energized lip seals (PTFE/Elgiloy);
- An insulation sleeve for each bolt (G11);
- A couple of insulating washers for each bolt (Inconel 625 with insulating coating) blue.
- A couple of insulating washers for each bolt (Inconel 625 with insulating coating) grey.

Application /service:

- Cathodic flange insulation.
- Prevent electrochemical or galvanic corrosion process.
- Coupling between different type of flange (i.e. Ring Joint and Raised-Face flanges).
- Minimize the fluid stagnation, the flow turbulence and erosion between flanges.
- Due to its lip seal, the gasket requires a low tightening loads; acting on the gasket the fluid pressure increase the specific load.



Since all properties, specifications and application parameters shown throughout this catalogue are approximate and may be mutually influenced, your specific application should not be undertaken without independent study and evaluation for suitability. All technical data and advice given is based on experiences Spiralit has made so far. Failure to select proper sealing products can result in damage and/or personal injury. Properties, specifications and application parameters are subject to change without notice. Spiralit does not undertake any liability of any kind whatsoever.

SPIRALIT SRL – Via Molise, 30 – 20085 Locate di Triulzi, Milano – Tel. +39 904817.1 – Fax +39 904817.220 E-mail: spiralit@spiralit.it – <http://www.spiralit.it>